



Bora-X
Hi-wall Inverter
Air Conditioner



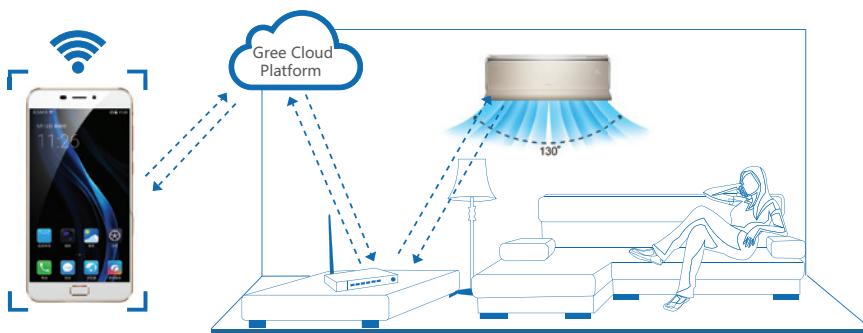
Find out more at www.greeac.com.au



Quiet and Energy Efficient

Smart Generation Factory WiFi

Wi-Fi is built in on all models of the Bora-X range in both Apple and Android. After installing the “Gree+” app on your phone or tablet, you can remotely control the air conditioner from anywhere in the world.



"iFeel" Remote Control

All units come with the Gree YAG1FB4 remote controller. Along with user and timer functions the YAG1FB4 also features “iFeel” control for greater comfort.



Wired Wall Controller XK76 (optional)

The Gree Bora-X range can be connected to a stylish wired wall controller. The wired wall controller offers 6 timer functions with a 14 day multi event timer, user function settings and a “child lock” capability.



"iChoose" LED Display

The Gree Bora-X range features the new “iChoose” LED displays. The display will show power, mode and set point. Using the remote you can see indoor and outdoor ambient temperatures and when it’s time to sleep, the display can be switched off, leaving a pristine flat panel.





Smart Health

The Gree Bora-X range comes with High Density Filters. These filters have a higher than normal density to filter more dust and pollen from the air. Mini Photocatalytic filters are also standard.

The Gree Bora-X range has a coil drying function. When selected this automatically runs the indoor fan for a set period after switching the unit off. This dries the indoor coil to prevent the build-up of mildew.

Demand Response Enabled Device (DRED)

Gree Bora-X air conditioners are demand response capable. When fitted, this module provides a method for the power supply company to limit the amount of power that an air conditioner can consume in comparison to its nominal full load power consumption. The aim is to reduce overall power consumption to the supply network at critical peak load times.



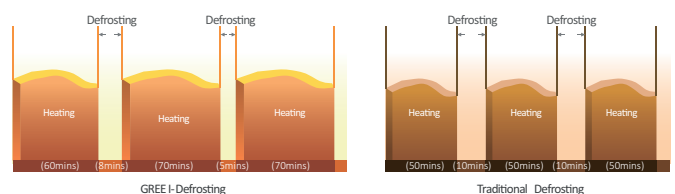
Reliably Smart

- Soft Start software limits the compressor start up current
- Low voltage start up, provides protection against brown outs and poor power supplies
- Low power usage in standby mode, 0.5 watts
- Wide temperature cooling operation from -10~50°C
- Low temperature heating operation from -15~24°C



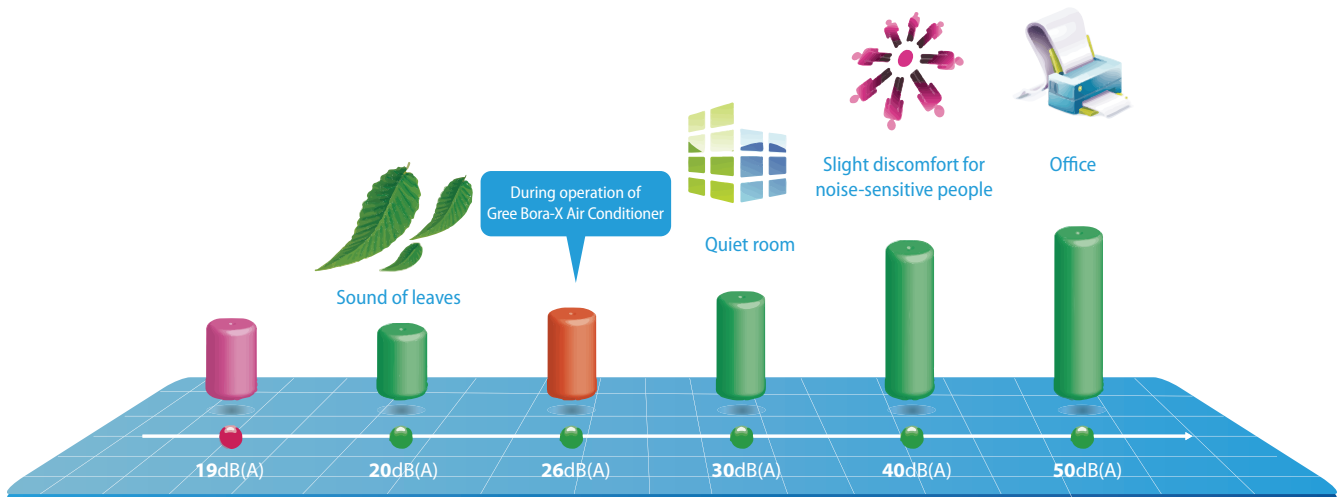
Intelligent Defrosting

Intelligent defrosting is designed to minimise the defrost time and reduce the number of defrost cycles; therefore, reducing energy waste.



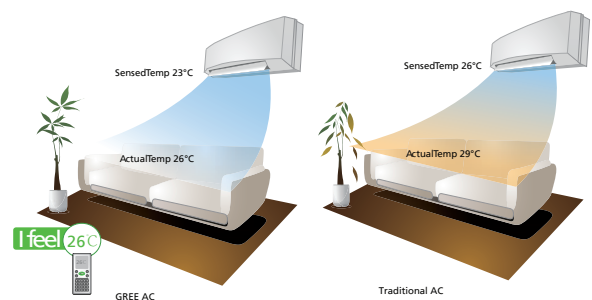
Quietly Smart

The new Bora-X range of air conditioners incorporates noise reducing technology. Coupled with 7 fan modes you get perfect airflow with quiet operation.



iFeel

All Gree Bora-X air conditioners feature “iFeel” functionality in your hand held remote control. By pressing the “iFeel” button on the remote control the temperature to control the unit is recorded from a sensor in the remote control rather than at the indoor unit on the wall. “iFeel” gives intelligent temperature control where it is needed and provides a more comfortable environment.



Turbo Cooling

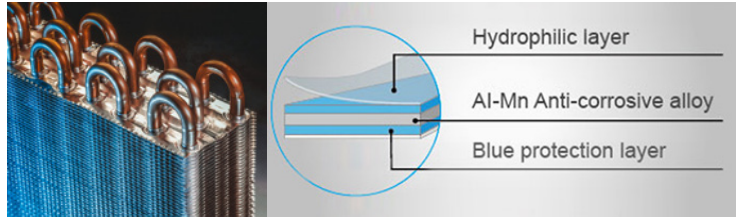
Provides maximum airflow and performance for 30 minutes to rapidly cool a room.

Smart Installer Features

- Anti-corrosive coating on all printed circuit boards to help protect the electronics
- Dry connection for gate card or remote on/off operation, great for schools and hotels
- Blue fin coils for corrosion protection
- Intelligent Auto Reset, with power off memory function



Gate Card



Blue Fin Hydrophilic Coil



Without intelligent auto restart
When electric appliances all start up right after power is resumed, they will impact the national grid and affect the safety of power supply.

With intelligent auto restart
Electric appliances start up at different times after power is resumed; therefore, impact to the national grid is decreased.



Power Off Memory

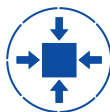
Features



Automatic Operation



LED Display



Dehumidifying



Clock Display



Cold Air Prevention



Comfortable Sleep Curves



Timer



Turbo Button



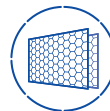
DRED



Auto Restart



Intelligent Auto Restart



Healthy Filters



R32 Refrigerant



Wifi Control



Self-Diagnosis



GREE+ APP



G10 Inverter

Model	Bora X (R32)	GWH09AACXB-K6DNA1B	GWH12AACXB-K6DNA1A	GWH18AADXE-K6DNA1A	GWH24AAEXF-K6DNA1B	GWH32QFXH-K6DNB2A
Cooling	Capacity (Min-Max)	2.50 (0.50-3.30)	3.50 (0.50-4.30)	5.20 (1.00-6.40)	7.10 (1.25-8.70)	9.4 (2.1-12.2)
Heating	Capacity (Min-Max)	3.00 (0.5-3.7)	3.80 (1.00-4.70)	5.60 (1.40-6.50)	7.10 (1.92-8.70)	10.3 (2.6-12.0)
Cooling Power Input	Input (Min-Max)	0.61 (0.1-1.1)	0.92 (0.20-1.50)	1.35 (0.22-2.10)	1.92 (0.40-3.00)	2.48 (0.68-4.2)
Heating Power Input	Input (Min-Max)	0.75 (0.15-1.10)	0.95 (0.20-1.80)	1.40 (0.21-2.30)	1.87 (0.36-3.20)	3.02 (0.63-4.1)
AEER	W/W	4.05	3.82	3.80	3.69	3.77
ACOP	W/W	4.23	3.97	3.95	3.75	3.38
Cooling Energy Stars	STAR Rating(Hot)	5.0	4.0	4.0	3.5	4.5
	STAR Rating(Average)	4.0	3.5	3.5	3	4
	STAR Rating(Cold)	4.5	4.0	3.5	3.5	4
Heating Energy Stars	STAR Rating(Hot)	3.5	3.0	3.0	3	3.5
	STAR Rating(Average)	2.5	2.5	2.5	2.5	2.5
	STAR Rating(Cold)	2.0	2.0	2.0	2	2
Air Flow Volume (Max)	L/sec	175	189	264	333	417
Sound Pressure Level (Min/Max) Indoor	dB (A)	21 / 40	24 / 43	24 / 48	32 / 49	57 / 34
Sound Pressure Level Outdoor	dB (A)	51	51	52	59	60
Electrical						
Power Supply	220-240V / 50hz / 1ph - Outdoor					
Recommended Circuit Breaker	A	10	10	15	20	20
Cooling/Heating	A	2.7 / 3.15	4.3 / 4.5	6.5 / 6.5	8.8 / 8.6	11.5 / 13.5
Control Wiring	3 Core plus Earth (4 Cores)					
Dimensions and Weights						
Indoor Dimension (H×W×D)	mm	289×849×215	289×849×215	300×970×225	325×1080×245	326×253×1350
Net Weight	kg	10.0	10.0	14.0	16.5	20.0
Outdoor Dimension (H×W×D)	mm	555×732×330	555×732×330	555×873×376	660×873×376	745×1000×427
Outdoor Net Weight	kg	24	27	37	42.5	59.5
Dimensions and Weights						
Cooling / Heating Operation Ambient Temperature Range	°C	-10~50 / -15~24				-15~48
Refrigerant	-	R32				
Refrigerant Charge	kg	0.50	0.75	1.0	1.3	1.9
Pre - Charged Pipe Length	M	10	10	10	10	5
Gas Additional Charge	g/m	16	16	12	40	40
Outer Diameter of Liquid Pipe	mm	φ6	φ6	φ6	φ6	φ6
Outer Diameter of Gas Pipe	mm	φ9.52	φ9.52	φ12	φ16	φ16
Max Distance Height	m	10	10	10	10	10
Max Distance Length	m	15	20	25	25	25

Note: Above parameters are for reference only. Actual parameters may vary.

For Installation and Sales:

For Parts and Warranty:

 **GREE**
AIR CONDITIONERS

www.greeac.com.au

1800 GREE 4 ME
1800 4733 4 63